

Lecture 10:

Cache Coherence

Parallel Computing
Stanford CS149, Fall 2020

Spark summary

- Introduces opaque sequence abstraction (RDD) to encapsulate intermediates of cluster computations (previously... frameworks like Hadoop/MapReduce stored intermediates in the file system)
 - **Observation: “files are a poor abstraction for intermediate variables in large-scale data-parallel programs”**
 - RDDs are read-only, and created by deterministic data-parallel operators
 - Lineage tracked and used for locality-aware scheduling and fault-tolerance (allows recomputation of partitions of RDD on failure, rather than restore from checkpoint *)
 - Bulk operations allow overhead of lineage tracking (logging) to be low
- Simple, versatile abstraction upon which many domain-specific distributed computing frameworks are being implemented
 - SQL, MLlib, GraphX
 - See Apache Spark project: spark.apache.org

* Note that `.persist(RELIABLE)` allows programmer to request checkpointing in long lineage situations.

Caution: “scale out” is not the entire story

- Distributed systems designed for cloud execution address many difficult challenges, and have been instrumental in the explosion of “big-data” computing and large-scale analytics
 - Scale-out parallelism to many machines
 - Resiliency in the face of failures
 - Complexity of managing clusters of machines
- But scale out is not the whole story:

20 Iterations of Page Rank

scalable system	cores	twitter	uk-2007-05
GraphChi [10]	2	3160s	6972s
Stratosphere [6]	16	2250s	-
X-Stream [17]	16	1488s	-
Spark [8]	128	857s	1759s
Giraph [8]	128	596s	1235s
GraphLab [8]	128	249s	833s
GraphX [8]	128	419s	462s
Single thread (SSD)	1	300s	651s
Single thread (RAM)	1	275s	-

name	twitter_rv [11]	uk-2007-05 [4]
nodes	41,652,230	105,896,555
edges	1,468,365,182	3,738,733,648
size	5.76GB	14.72GB

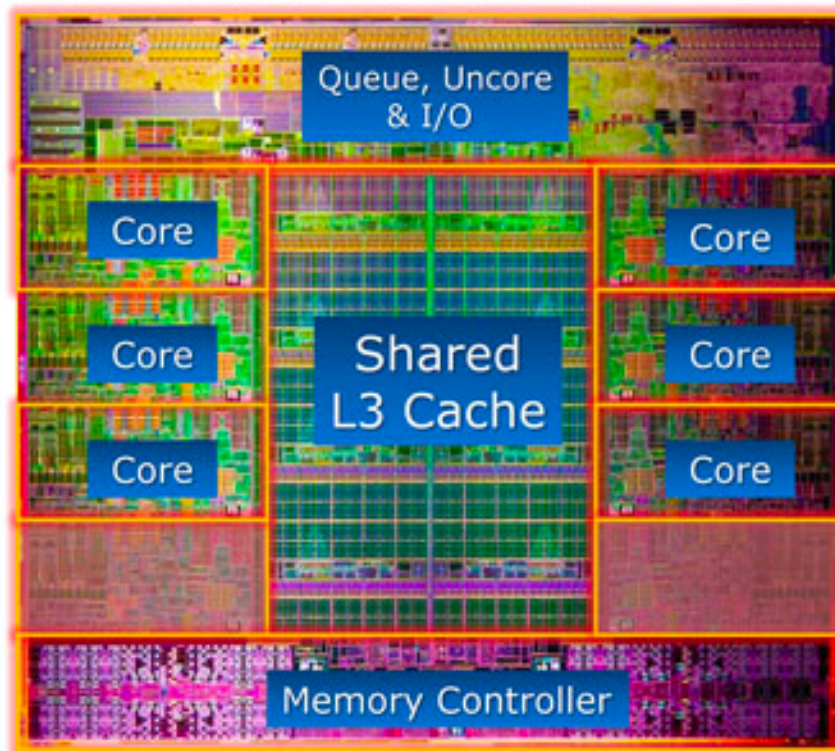
COST = “Configuration that Outperforms a Single Thread”

Vertex order (SSD)	1	300s	651s
Vertex order (RAM)	1	275s	-
Hilbert order (SSD)	1	242s	256s
Hilbert order (RAM)	1	110s	-

↑
Further optimization of the baseline brought time down to 110s

Intel Core i7

Intel® Core™ i7-3960X Processor Die Detail



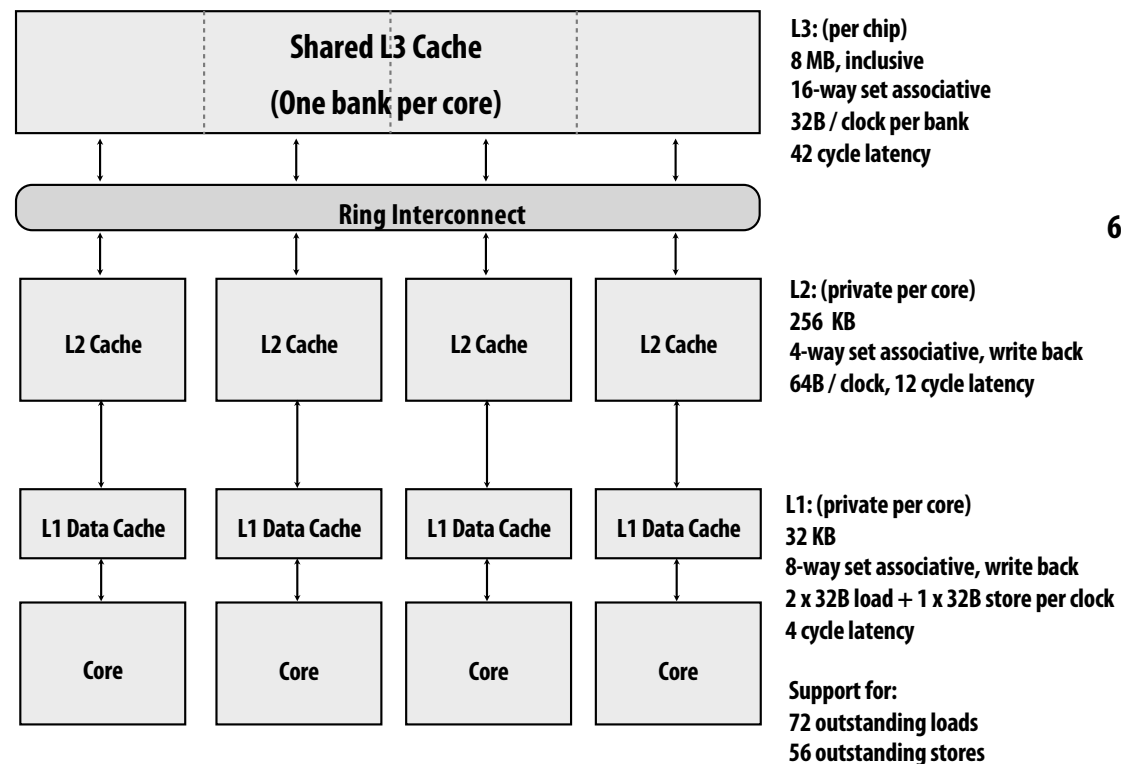
- **30% of the die area is cache**

Cache hierarchy of Intel Skylake CPU (2015)

Caches exploit locality

3 Cs cache miss model

- Cold
- Capacity
- Conflict



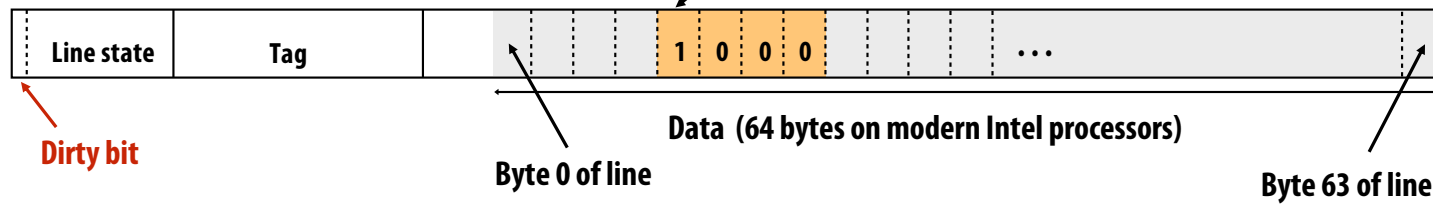
Source: Intel 64 and IA-32 Architectures Optimization Reference Manual (June 2016)

Cache design review

Let's say your code executes `int x = 1;`

(Assume for simplicity `x` corresponds to the address `0x12345604` in memory... it's not stored in a register)

One cache line:




- Do you know the difference between a write back and a write-through cache?
- What about a write-allocate vs. write-no-allocate cache?

Behavior of write-allocate, write-back cache on a write miss (uniprocessor case)

Example: processor executes `int x = 1;`

1. Processor performs write to address that "misses" in cache
2. Cache selects location to place line in cache, if there is a dirty line currently in this location, the dirty line is written out to memory
3. Cache loads line from memory ("allocates line in cache")
4. Whole cache line is fetched and 32 bits are updated
5. Cache line is marked as dirty



Dirty bit

Review: Shared address space model (abstraction)

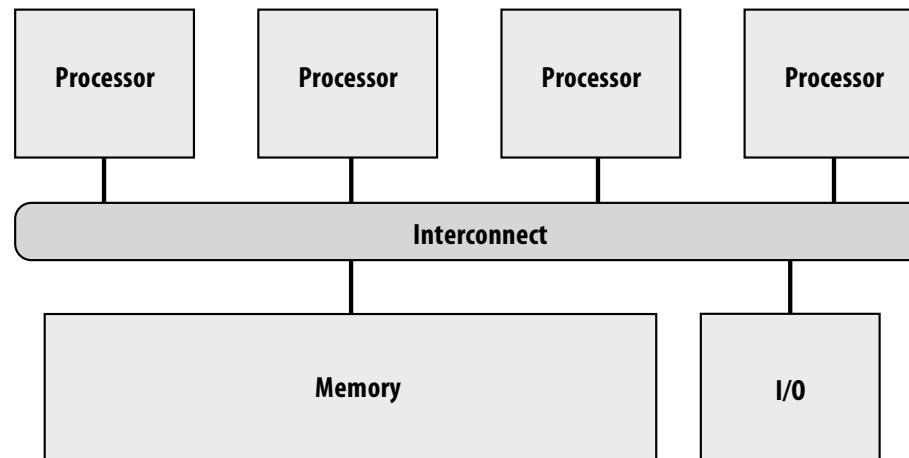
- **Threads Reading/writing to shared variables**
 - Inter-thread communication is implicit in memory operations
 - Thread 1 stores to X
 - Later, thread 2 reads X (and observes update of value by thread 1)

 - Manipulating synchronization primitives
 - e.g., ensuring mutual exclusion via use of locks

- **This is a natural extension of sequential programming**

A shared memory multi-processor

- Processors read and write to shared variables
 - More precisely: processors issue load and store instructions
- A reasonable expectation of memory is:
 - Reading a value at address X should return the **last value** written to address X by *any processor*

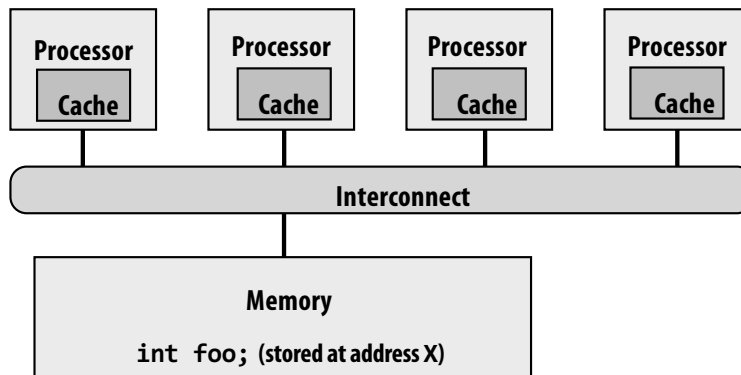


(A simple view of four processors and their shared address space)

The cache coherence problem

Modern processors replicate contents of memory in local caches

Problem: processors can observe different values for the same memory location



The chart at right shows the value of variable `foo` (stored at address `X`) in main memory and in each processor's cache

Assume the initial value stored at address `X` is `0`

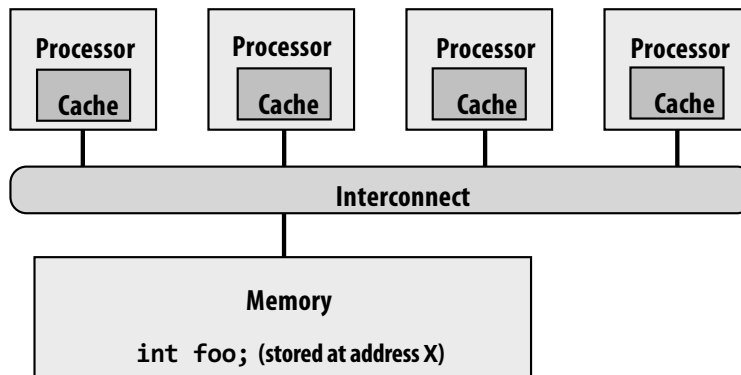
Assume write-back cache behavior

Action	P1 \$	P2 \$	P3 \$	P4 \$	mem[X]
					0
P1 load X	0 miss				0
P2 load X	0	0 miss			0
P1 store X	1	0			0
P3 load X	1	0	0 miss		0
P3 store X	1	0	2		0
P2 load X	1	0 hit	2		0
P1 load Y (assume this load causes eviction of X)		0	2		1

The cache coherence problem

Modern processors replicate contents of memory in local caches

Problem: processors can observe different values for the same memory location



Is this a mutual exclusion problem?

Can you fix the problem by adding locks to your program?

NO!

This is a problem created by replicating the data stored at address X in local caches

The chart at right shows the value of variable `foo` (stored at address X) in main memory and in each processor's cache

Assume the initial value stored at address X is 0

Assume write-back cache behavior

How could we fix this problem?

Action	P1 \$	P2 \$	P3 \$	P4 \$	mem[X]
					0
P1 load X	0 miss				0
P2 load X	0	0 miss			0
P1 store X	1	0			0
P3 load X	1	0	0 miss		0
P3 store X	1	0	2		0
P2 load X	1	0 hit	2		0
P1 load Y (assume this load causes eviction of X)		0	2		1

The memory coherence problem

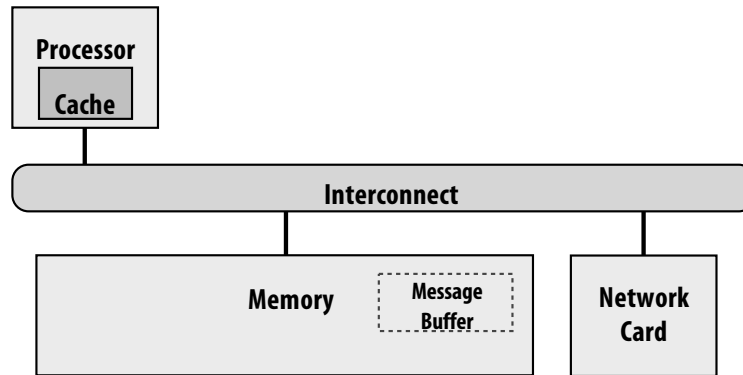
- **Intuitive behavior for memory system: reading value at address X should return the last value written to address X *by any processor*.**
- **Memory coherence problem exists because there is both global storage (main memory) and per-processor local storage (processor caches) implementing the abstraction of a single shared address space.**

Intuitive expectation of shared memory

- **Intuitive behavior for memory system: reading value at address X should return the last value written to address X *by any processor*.**
- **On a uniprocessor, providing this behavior is fairly simple, since writes typically come from one source: the processor**
 - **Exception: device I/O via direct memory access (DMA)**

Coherence is an issue in a single CPU system

Consider I/O device performing DMA data transfer



Case 1:

Processor writes to buffer in main memory

Processor tells network card to async send buffer

Problem: network card may transfer stale data if processor's writes (reflected in cached copy of data) are not flushed to memory

Case 2:

Network card receives message

Network card copies message in buffer in main memory using DMA transfer

Card notifies CPU msg was received, buffer ready to read

Problem: CPU may read stale data if addresses updated by network card happen to be in cache

- **Common solutions:**
 - CPU writes to shared buffers using uncached stores (e.g., driver code)
 - OS support:
 - Mark virtual memory pages containing shared buffers as not-cachable
 - Explicitly flush pages from cache when I/O completes

- **In practice, DMA transfers are infrequent compared to CPU loads and stores (so these heavyweight software solutions are acceptable)**

Problems with the intuition

- **Intuitive behavior: reading value at address X should return the last value written to address X *by any processor***
- **What does “last” mean?**
 - **What if two processors write at the same time?**
 - **What if a write by P1 is followed by a read from P2 so close in time that it is impossible to communicate the occurrence of the write to P2 in time?**
- **In a sequential program, “last” is determined by program order (not time)**
 - **Holds true within one thread of a parallel program**
 - **But we need to come up with a meaningful way to describe order across threads in a parallel program**

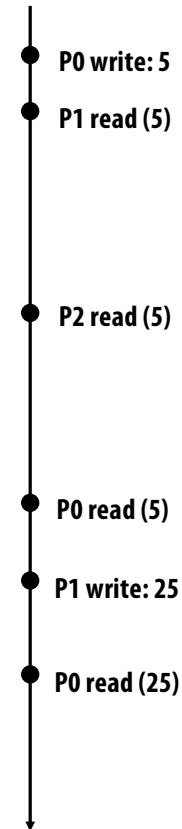
Definition: Coherence

A memory system is coherent if:

The results of a parallel program's execution are such that for **each memory location**, there is a hypothetical serial order of all program operations (executed by all processors) to the location that is consistent with the results of execution, and:

1. Memory operations issued by any one processor occur in the order issued by the processor
2. The value returned by a read is the value written by the last write to the location... as given by the serial order

Chronology of operations on address X



Implementation: Cache Coherence Invariants

- **Single-Writer, Multiple-Read (SWMR) Invariant**
 - For any memory location x , at any given time (epoch):
 - there exists only a single processor that may write to x (and can also read it)
 - some number of processors that may only read x
- **Data-Value Invariant (write serialization)**
 - The value of the memory location at the start of an epoch is the same as the value of the memory location at the end of its last read-write epoch



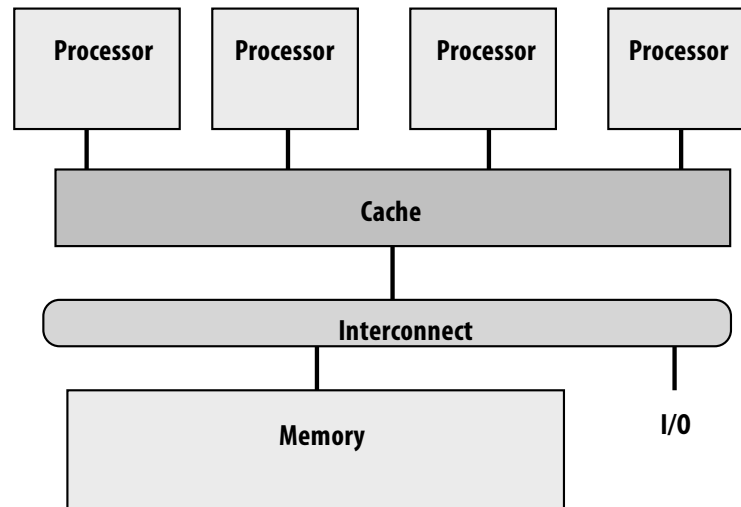
Implementing coherence

- **Software-based solutions (coarse grain: VM page)**
 - OS uses page-fault mechanism to propagate writes
 - Can be used to implement memory coherence over clusters of workstations
 - We won't discuss these solutions
 - Big performance problem: false sharing

- **Hardware-based solutions (fine grain: cache line)**
 - "Snooping"-based coherence implementations (today)
 - Directory-based coherence implementations (briefly)

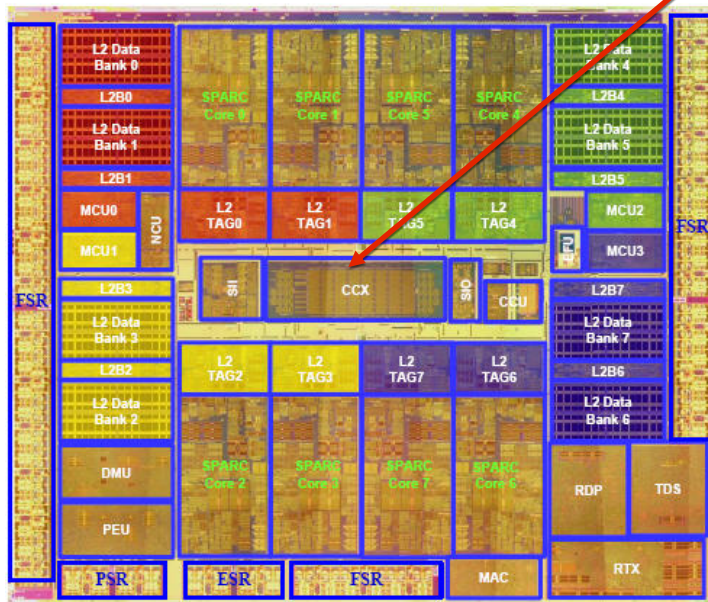
Shared caches: coherence made easy

- **One single cache shared by all processors**
 - Eliminates problem of replicating state in multiple caches
- **Obvious scalability problems (since the point of a cache is to be local and fast)**
 - Interference (conflict misses) / contention due to many clients (destructive)
- **But shared caches can have benefits:**
 - Facilitates fine-grained sharing (overlapping working sets)
 - Loads/stores by one processor might pre-fetch lines for another processor (constructive)

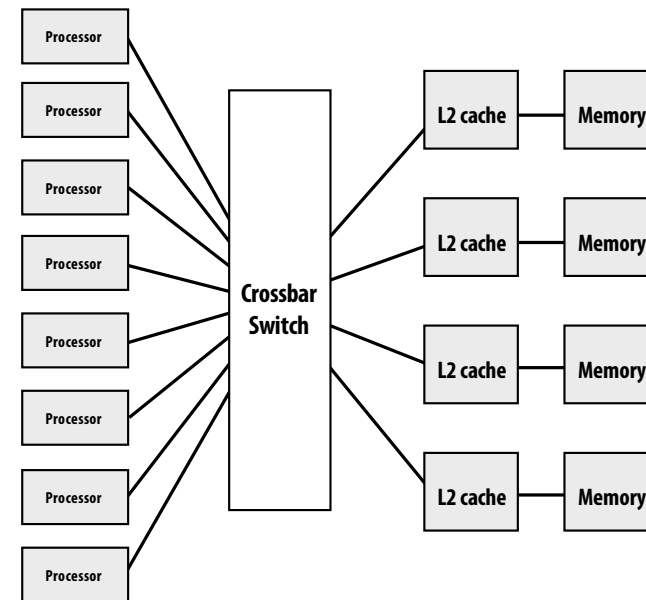


SUN Niagara 2 (UltraSPARC T2)

Note area of crossbar (CCX):
about same area as one core on chip



Eight cores

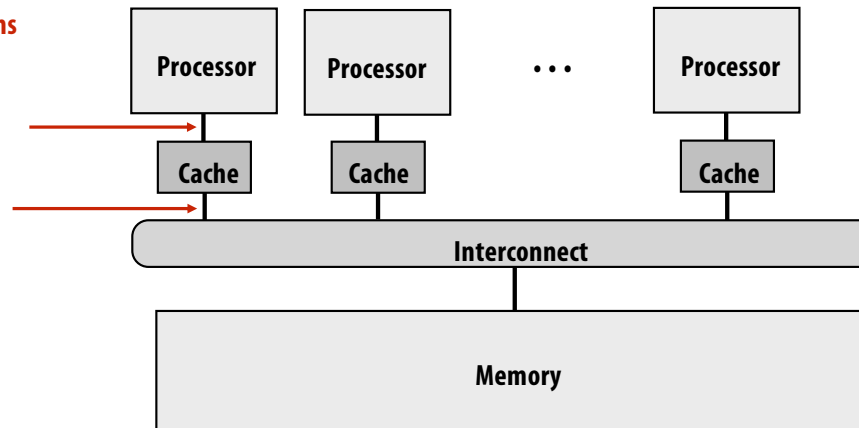


Snooping cache-coherence schemes

- **Main idea: all coherence-related activity is broadcast to all processors in the system (more specifically: to the processor's cache controllers)**
- **Cache controllers monitor ("they snoop") memory operations, and follow **cache coherence protocol** to maintain memory coherence**

Notice: now cache controller must respond to actions from "both ends":

1. LD/ST requests from its local processor
2. Coherence-related activity broadcast over the chip's interconnect



Very simple coherence implementation

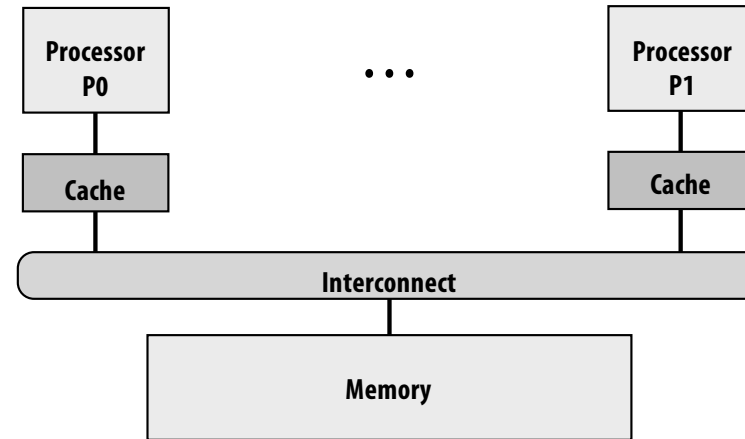
Let's assume:

1. **Write-through** caches

2. Granularity of coherence is cache line

Coherence Protocol:

- Upon write, cache controller broadcasts invalidation message
- As a result, the next read from other processors will trigger cache miss



(processor retrieves updated value from memory due to write-through policy)

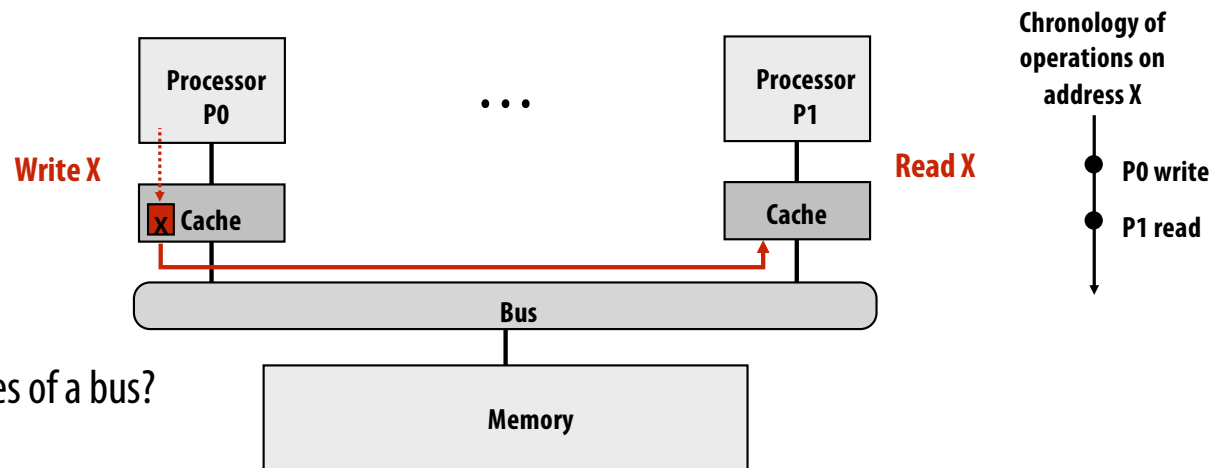
Action	Interconnect activity	P0 \$	P1 \$	mem location X
				0
P0 load X	cache miss for X	0		0
P1 load X	cache miss for X	0	0	0
P0 write 100 to X	invalidation for X	100		100
P1 load X	cache miss for X	100	100	100

Write-through policy is inefficient

- **Every write operation goes out to memory**
 - Very high bandwidth requirements

- **Write-back caches absorb most write traffic as cache hits**
 - Significantly reduces bandwidth requirements
 - But now how do we ensure write propagation/serialization?
 - This requires more sophisticated coherence protocols

Cache coherence with write-back caches



What are two important properties of a bus?

- **Dirty state of cache line now indicates exclusive ownership**
 - **Modified:** cache is only cache with a valid copy of line (it can safely be written to)
 - **Owner:** cache is responsible for propagating information to other processors when they attempt to load it from memory (otherwise a load from another processor will get stale data from memory)

Cache Coherence Protocol

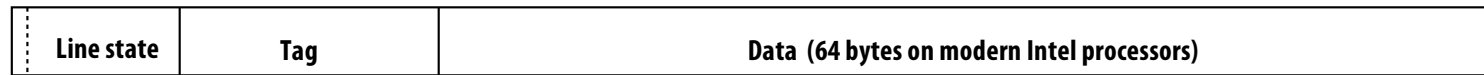
- **The logic we are about to describe is performed by each processor's cache controller in response to:**
 - **Loads and stores by the local processor**
 - **Messages from other caches on the bus**
- **If all cache controllers operate according to this described protocol, then coherence will be maintained**
 - **The caches “cooperate” to ensure coherence is maintained**

Invalidation-based write-back protocol

Key ideas:

- **A line in the “modified” state can be modified without notifying the other caches**
- **Processor can only write to lines in the modified state**
 - Need a way to tell other caches that processor wants exclusive access to the line
 - We accomplish this by sending all the other caches messages
- **When cache controller sees a request for modified access to a line it contains**
 - It must invalidate the line in its cache

Recall cache line state bits



Dirty bit

MSI write-back invalidation protocol

■ Key tasks of protocol

- Ensuring processor obtains exclusive access for a write
- Locating most recent copy of cache line's data on cache miss

■ Three cache line states

- Invalid (I): same as meaning of invalid in uniprocessor cache
- Shared (S): line valid in one or more caches, memory is up to date
- Modified (M): line valid in exactly one cache (a.k.a. "dirty" or "exclusive" state)

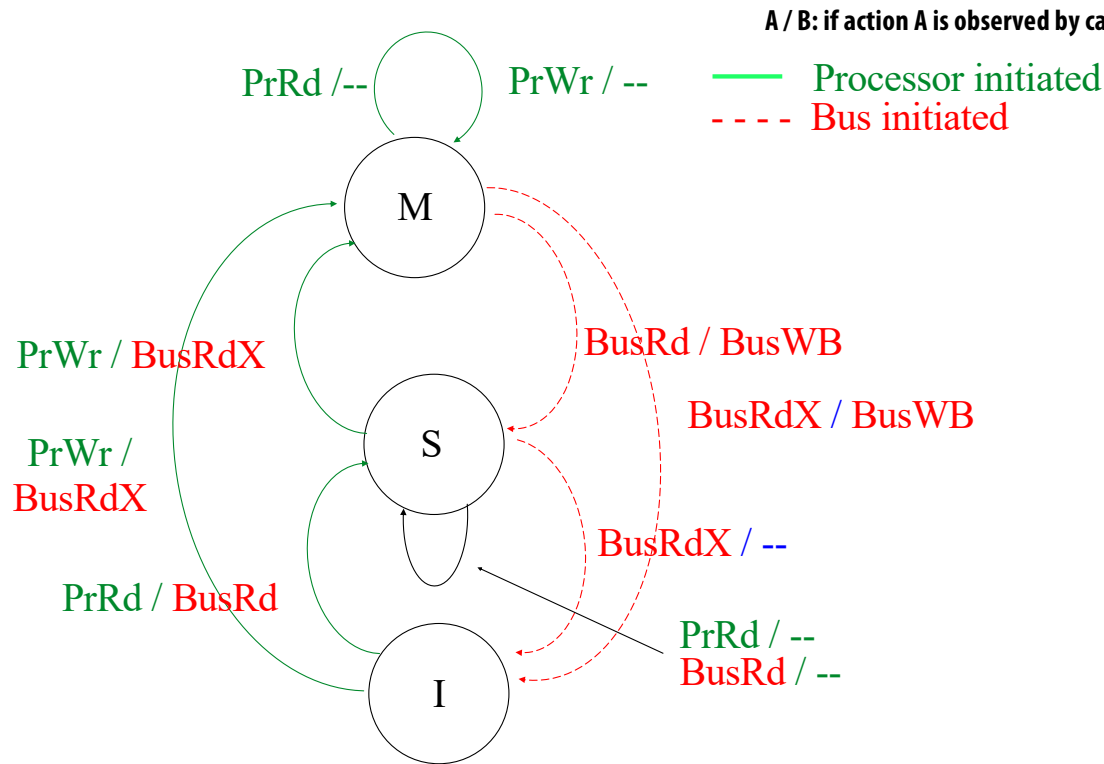
■ Two processor operations (triggered by local CPU)

- PrRd (read)
- PrWr (write)

■ Three coherence-related bus transactions (from remote caches)

- BusRd: obtain copy of line with no intent to modify
- BusRdX: obtain copy of line with intent to modify
- BusWB: write dirty line out to memory

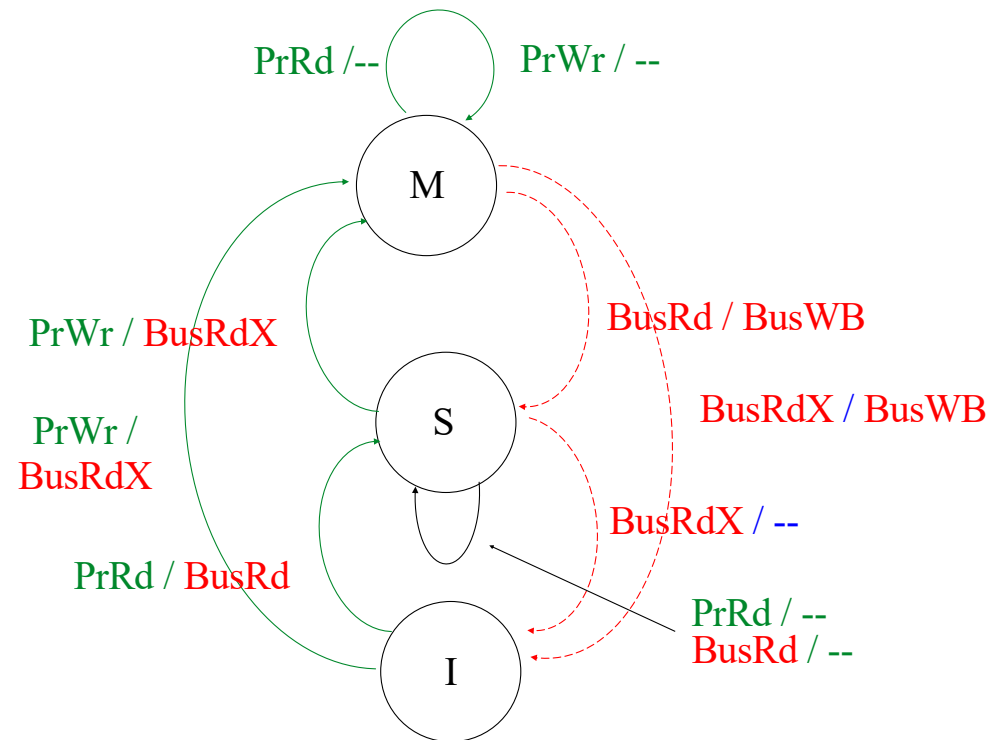
Cache Coherence Protocol: MSI State Diagram



Abbreviation	Action
PrRd	Processor Read
PrWr	Processor Write
BusRd	Bus Read
BusRdX	Bus Read Exclusive
BusWB	Bus Writeback

MSI Invalidate Protocol

- **Read obtains block in “shared”**
 - even if only cached copy
- **Obtain exclusive ownership before writing**
 - **BusRdX** causes others to invalidate
 - If M in another cache, will cause writeback
 - **BusRdX** even if hit in S
 - promote to M (upgrade)



* Remember, all caches are carrying out this logic independently to maintain coherence

A Cache Coherence Example

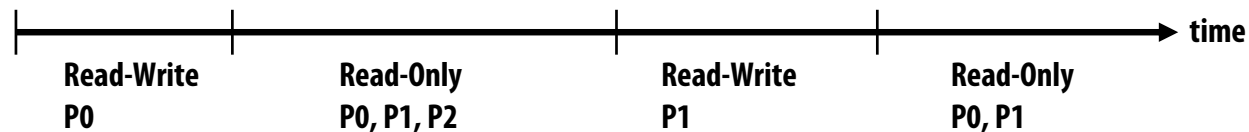
<u>Proc Action</u>	<u>P1 State</u>	<u>P2 state</u>	<u>P3 state</u>	<u>Bus Act</u>	<u>Data from</u>
1. P1 read x	S	--	--	BusRd	Memory
2. P3 read x	S	--	S	BusRd	Memory
3. P3 write x	I	--	M	BusRdX	Memory
4. P1 read x	S	--	S	BusRd	P3's cache
5. P2 read x	S	S	S	BusRd	Memory
6. P2 write x	I	M	I	BusRdX	Memory

- **Single writer, multiple reader protocol**
- **Why do you need Modified to Shared?**
- **Communication increases memory latency**

Breakout: How Does MSI Satisfy Cache Coherence?

1. Single-Writer, Multiple-Read (SWMR) Invariant

2. Data-Value Invariant (write serialization)



Summary: MSI

- **A line in the M state can be modified without notifying other caches**
 - No other caches have the line resident, so other processors cannot read these values
 - (without generating a memory read transaction)

- **Processor can only write to lines in the M state**
 - If processor performs a write to a line that is not exclusive in cache, cache controller must first broadcast a read-exclusive transaction to move the line into that state
 - Read-exclusive tells other caches about impending write
(“you can’t read any more, because I’m going to write”)
 - Read-exclusive transaction is required even if line is valid (but not exclusive... it’s in the S state) in processor’s local cache (why?)
 - Dirty state implies exclusive

- **When cache controller snoops a “read exclusive” for a line it contains**
 - Must invalidate the line in its cache
 - Because if it didn’t, then multiple caches will have the line
(and so it wouldn’t be exclusive in the other cache!)

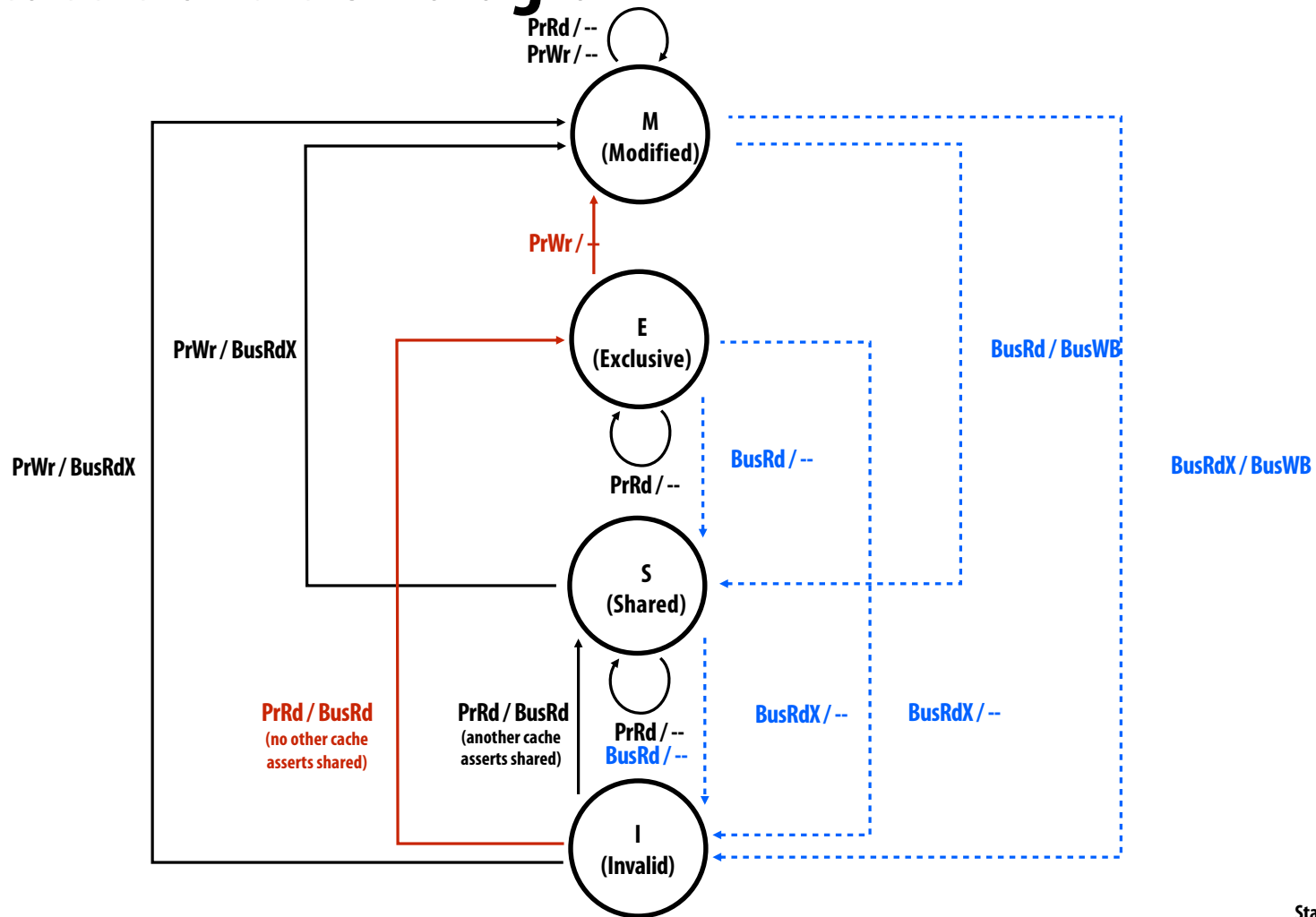
MESI invalidation protocol

- **MSI requires two interconnect transactions for the common case of reading an address, then writing to it**
 - Transaction 1: BusRd to move from I to S state
 - Transaction 2: BusRdX to move from S to M state
- **This inefficiency exists even if application has no sharing at all**
- **Solution: add additional state E (“exclusive clean”)**
 - Line has not been modified, but only this cache has a copy of the line
 - Decouples exclusivity from line ownership (line not dirty, so copy in memory is valid copy of data)
 - Upgrade from E to M does not require an bus transaction



MESI, not Messi!

MESI state transition diagram



Two Hard Things

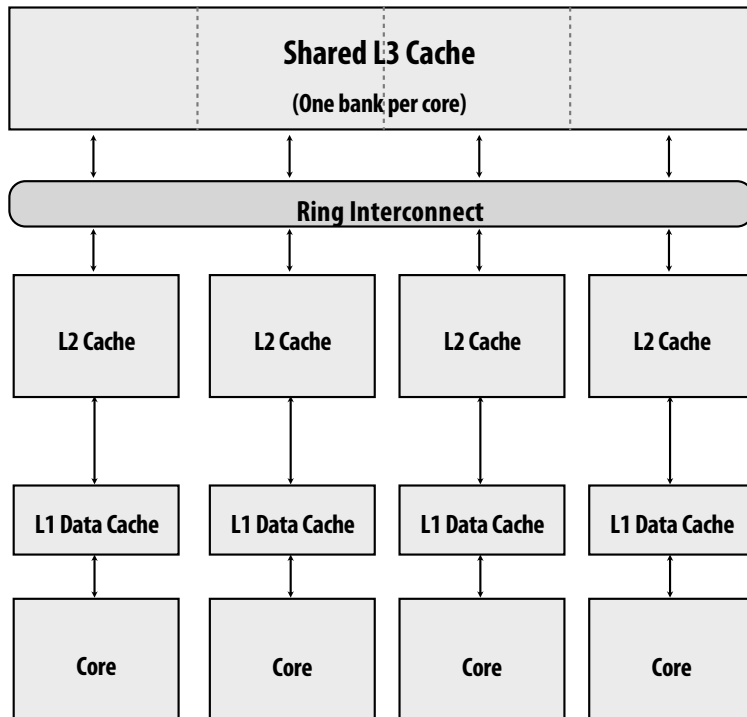
There are only two hard things in Computer Science: cache invalidation and naming things.

-- Phil Karlton

Scalable cache coherence using directories

- **Snooping schemes broadcast coherence messages to determine the state of a line in the other caches**
- **Alternative idea: avoid broadcast by storing information about the status of the line in one place: a “directory”**
 - The directory entry for a cache line contains information about the state of the cache line in all caches.
 - Caches look up information from the directory as necessary
 - Cache coherence is maintained by point-to-point messages between the caches on a “need to know” basis (not by broadcast mechanisms)
- **Still need to maintain invariants**
 - SWMR
 - Write serialization

Directory coherence in Intel Core i7 CPU



- **L3 serves as centralized directory for all lines in the L3 cache**
 - **Serialization point**

(Since L3 is an inclusive cache, any line in L2 is guaranteed to also be resident in L3)

- **Directory maintains list of L2 caches containing line**
- **Instead of broadcasting coherence traffic to all L2's, only send coherence messages to L2's that contain the line**

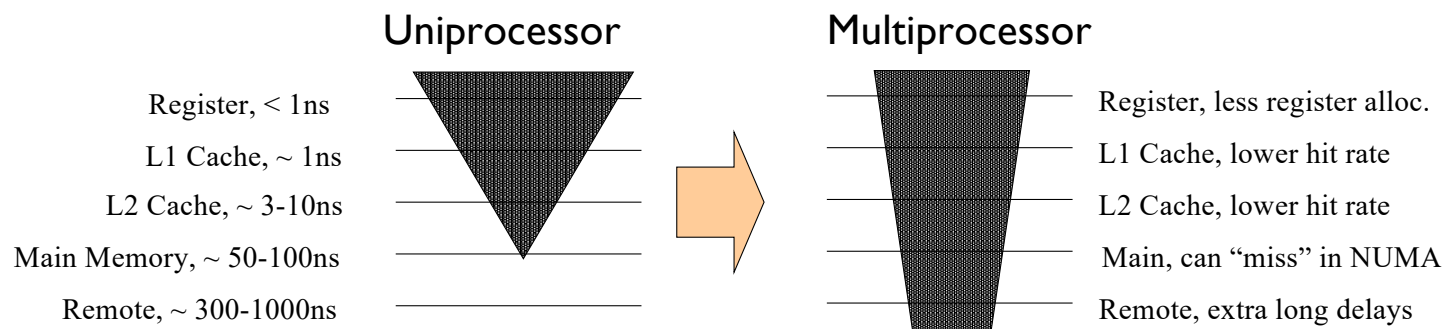
(Core i7 interconnect is a ring, it is not a bus)

- **Directory dimensions:**
 - **P=4**
 - **M = number of L3 cache lines**

Implications of cache coherence to the programmer

Communication Overhead

- **Communication time is key parallel overhead**
 - **Appears as increased memory latency in multiprocessor**
 - **Extra main memory accesses in UMA systems**
 - **Must determine lowering of cache miss rate vs. uniprocessor**
 - **Some accesses have higher latency in NUMA systems**
 - **Only a fraction of a % of these can be significant!**



Unintended communication via false sharing

What is the potential performance problem with this code?

```
// allocate per-thread variable for local per-thread accumulation  
int myPerThreadCounter[NUM_THREADS];
```

Why might this code be more performant?

```
// allocate per thread variable for local accumulation  
struct PerThreadState {  
    int myPerThreadCounter;  
    char padding[CACHE_LINE_SIZE - sizeof(int)];  
};  
PerThreadState myPerThreadCounter[NUM_THREADS];
```

Demo: false sharing

```
void* worker(void* arg) {  
    volatile int* counter = (int*)arg;  
    for (int i=0; i<MANY_ITERATIONS; i++)  
        (*counter)++;  
    return NULL;  
}
```

threads update a per-thread counter many times

```
void test1(int num_threads) {  
    pthread_t threads[MAX_THREADS];  
    int counter[MAX_THREADS];  
    for (int i=0; i<num_threads; i++)  
        pthread_create(&threads[i], NULL,  
            &worker, &counter[i]);  
    for (int i=0; i<num_threads; i++)  
        pthread_join(threads[i], NULL);  
}
```

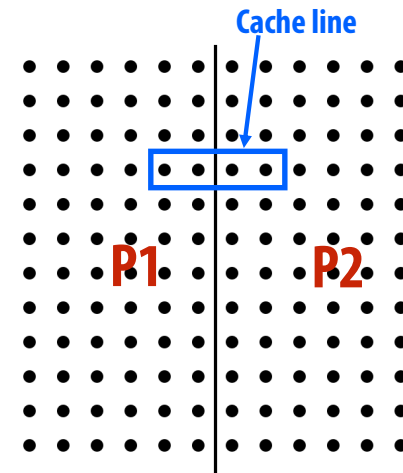
Execution time with num_threads=8
on 4-core system: 14.2 sec

```
struct padded_t {  
    int counter;  
    char padding[CACHE_LINE_SIZE - sizeof(int)];  
};  
void test2(int num_threads) {  
    pthread_t threads[MAX_THREADS];  
    padded_t counter[MAX_THREADS];  
    for (int i=0; i<num_threads; i++)  
        pthread_create(&threads[i], NULL,  
            &worker, &(counter[i].counter));  
    for (int i=0; i<num_threads; i++)  
        pthread_join(threads[i], NULL);  
}
```

Execution time with num_threads=8
on 4-core system: 4.7 sec

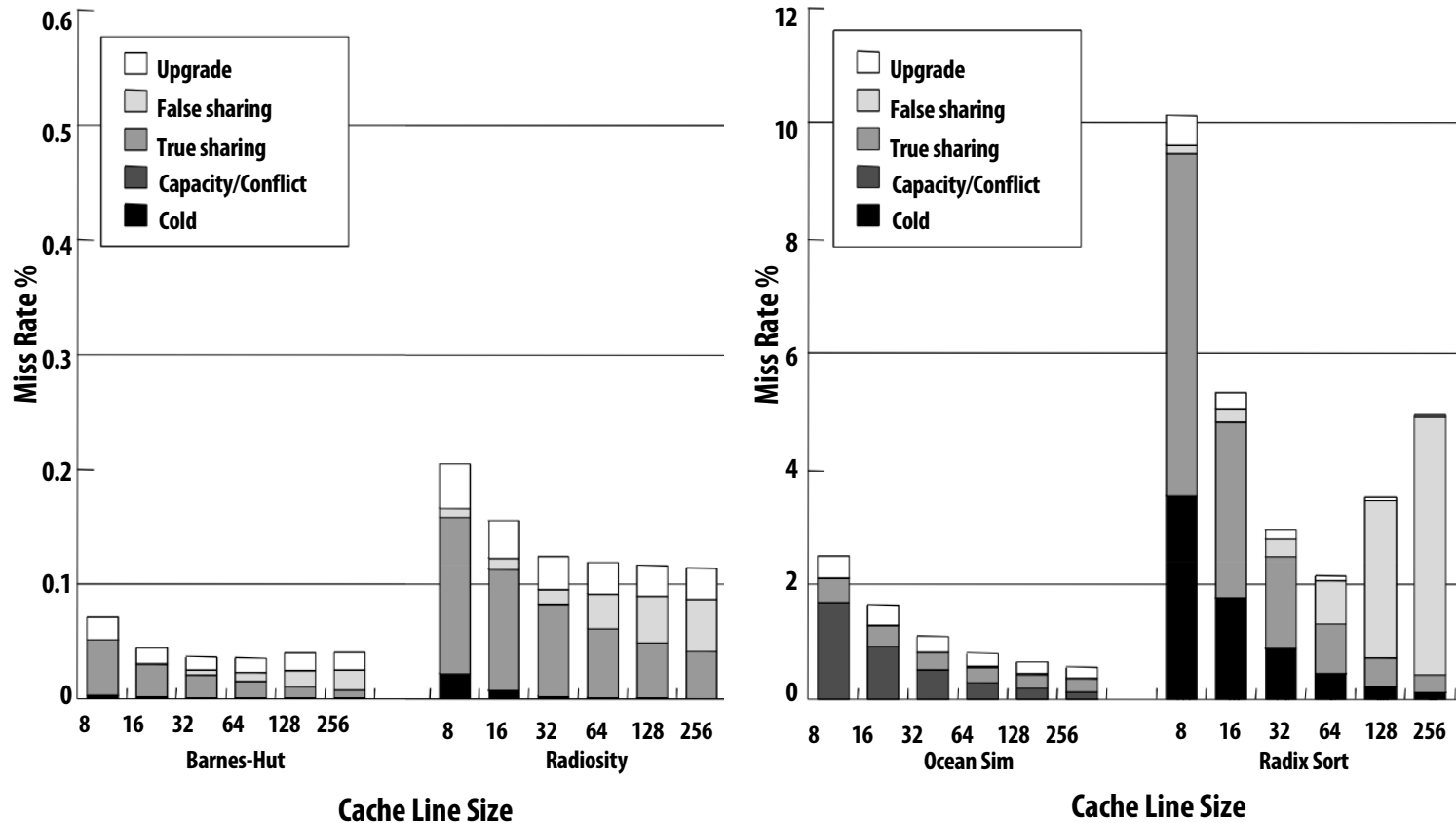
False sharing

- Condition where two processors write to different addresses, but addresses map to the same cache line
- Cache line “ping-pongs” between caches of writing processors, generating significant amounts of communication due to the coherence protocol
- No inherent communication, this is entirely artifactual communication (cachelines > 4B)
- False sharing can be a factor in when programming for cache-coherent architectures



Impact of cache line size on miss rate

Results from simulation of a 1 MB cache (four example applications)



* Note: I separated the results into two graphs because of different Y-axis scales
 Figure credit: Culler, Singh, and Gupta

Summary: Cache coherence

- The cache coherence problem exists because the abstraction of a single shared address space is not implemented by a single storage unit
 - Storage is distributed among main memory and local processor caches
 - Data is replicated in local caches for performance
- Main idea of snooping-based cache coherence: whenever a cache operation occurs that could affect coherence, the cache controller **broadcasts a notification to all other cache controllers in the system**
 - Challenge for HW architects: minimizing overhead of coherence implementation
 - Challenge for SW developers: be wary of artifactual communication due to coherence protocol (e.g., false sharing)
- Scalability of snooping implementations is limited by ability to broadcast coherence messages to all caches!
 - Scaling cache coherence via directory-based approaches